


PRINCIPLES OF DESIGN

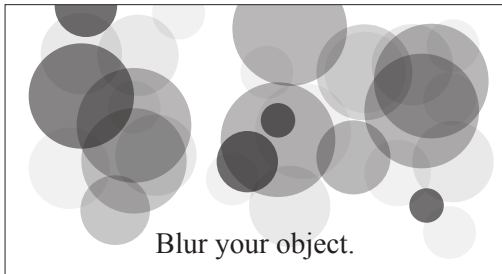
MOVEMENT

In two dimensional art, occurs when objects appear to be moving. **MOVEMENT** creates a sense of excitement and helps direct the viewer's eye around the image.

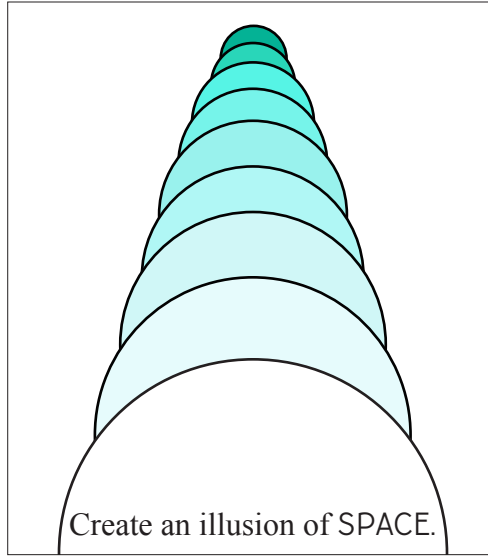
You can create an illusion of **MOVEMENT** through the following techniques:



Use diagonal or curvy LINES.



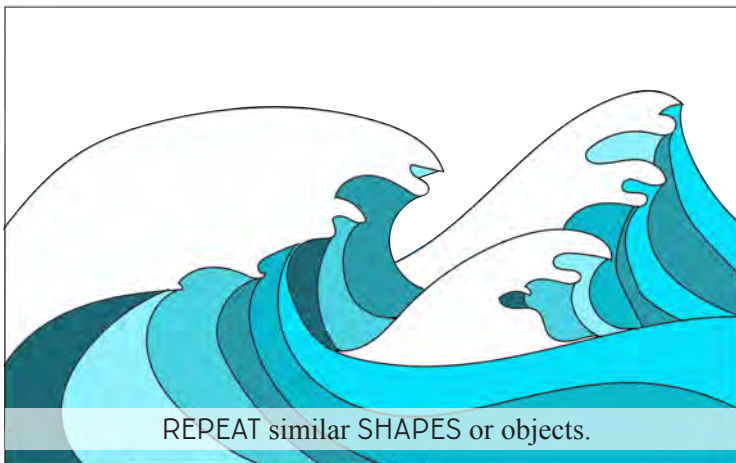
Blur your object.




Create an illusion of SPACE.



A change in direction.






REPEAT similar SHAPES or objects.






Using energetic mark making.




Create a sense of MOVEMENT through a progression of images, or a comic strip.



Show **MOVEMENT** by drawing your own comic strip in the spaces below.



Create an illusion of MOVEMENT in the three spaces below by using three different techniques shown on the front.
Label the box with the technique used when you are done.



NAME: _____

PRINCIPLES OF DESIGN

MOVEMENT