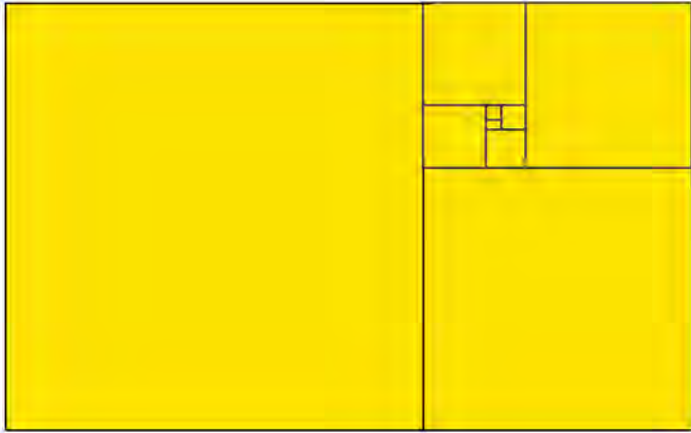


## PRINCIPLES OF DESIGN

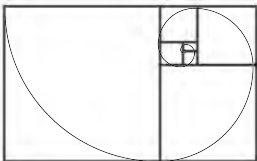
# PROPORTION

The relationship between objects in a work of art, how they compare to each other and the art as a whole.  
Good **proportion** creates HARMONY and BALANCE in a work of art.

The GOLDEN RATIO is a mathematical ratio commonly found in nature, the ratio of 1 to 1.618, that when used in art and design is more appealing to the eye.



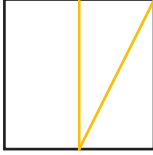
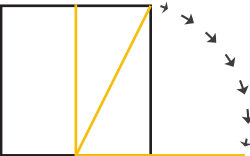



The GOLDEN RATIO is created by taking a rectangle, adding a square inside and another rectangle. This pattern can infinitely repeat inside the original rectangle.



The GOLDEN SPIRAL can also be used to show good **proportion**.


Create a GOLDEN RECTANGLE:

-   
1. Draw a square.
-   
2. Divide the square in half.
-   
3. Draw a diagonal in 1 of the square halves.
-   
4. Drop the diagonal line down flat, to create the bottom of a rectangle.
-   
5. Draw the remaining 2 sides of the rectangle.

Add the GOLDEN RECTANGLE over your artwork, place the focal point in one of the thirds. This will create a BALANCED composition with strong **proportion**.

In addition to laying out your work of art, **proportion** can refer to the relationship between the objects in the work of art.

When using the GOLDEN SPIRAL to layout a work of art, the center of the spiral should hit the intended focal point.

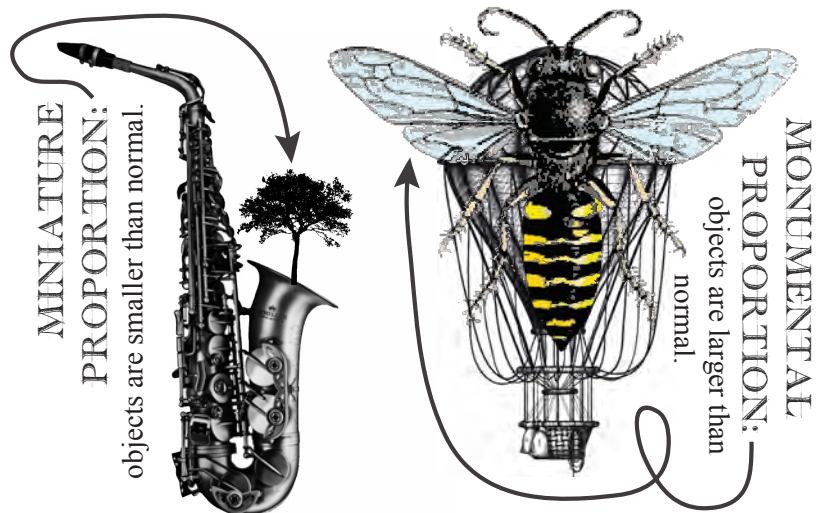


### Standard Proportion:

objects appear to be the correct size in comparison to it's surroundings. Artwork can have **standard proportion** or **altered proportion**.

### Altered Proportion:

**proportions** of objects have been changed, or appear unrealistic.



Draw your own GOLDEN RECTANGLE by following the steps outline on the front. Use a ruler to ensure accuracy.

Draw two examples of **standard proportion** in the boxes below. Overlay the GOLDEN SPIRAL or GOLDEN RECTANGLE over one drawing to check your layout **proportions**.

Draw two examples of **altered proportion** in the boxes below. Overlay the GOLDEN SPIRAL or GOLDEN RECTANGLE over one drawing to check your layout **proportions**.

NAME: \_\_\_\_\_

## PRINCIPLES OF DESIGN

# PROPORTION